



November 2, 2015

Arkansas Department of Environmental Quality
Water Enforcement Branch
5301 Northshore Drive
North Little Rock, AR 72118-5317

RE: NPDES Permit AR0000752 Discharge Monitoring Report for Non-Receipt Violations: 8/1/2012-10/20/2015.

Enclosed you will find the Discharge Monitoring Reports for the DMR End Dates 11/30/2013(007-A, pH), 4/30/2014(003-F, Nitrogen, ammonia total) and 7/31/2014(003-F, Nitrogen, ammonia total).

If you have any questions regarding this report, please contact Edward L Pearson at (870) 863-1400.

Sincerely,

A handwritten signature in black ink that reads "Edward L. Pearson". The signature is fluid and cursive, with a long horizontal line extending from the end of the name.


Edward L Pearson

Environmental Technician

Enclosures

CORRECTED NON-COMPLIANCE REPORT


Facility Name: El Dorado Chemical Company
Permit Number: AR0000752 **AFIN:** 70-00040
Month / Year: Jul-14

Type of Violation	Permit Limit	Date of Violation	Cause of Violation	Corrective Action or Other Narrative
Outfall 006 / Zinc Monthly Average (410 ug/L)	115.62 ug/L Monthly Average	7/18/2014	Unknown	EDCC has land applied pelletized lime in the area of outfall 006 in an effort to promote vegetative cover.
Outfall 006 / Zinc Daily Max (410 ug/L)	231.99 ug/L Daily Max	7/18/2014	Unknown	EDCC has land applied pelletized lime in the area of outfall 006 in an effort to promote vegetative cover.
Outfall 006 / Lead Monthly Average (24.0 ug/L)	3.8 ug/L Monthly Average	7/18/2014	Unknown	EDCC has land applied pelletized lime in the area of outfall 006 in an effort to promote vegetative cover.
Outfall 006 / Lead Daily Max (24.0 ug/L)	7.62 ug/L Daily Max.	7/18/2014	Unknown	EDCC has land applied pelletized lime in the area of outfall 006 in an effort to promote vegetative cover.
Outfall 006 / TDS Daily Max (710 mg/L)	436.5 mg/L Daily Max	7/18/2014	Unknown	EDCC has land applied pelletized lime in the area of outfall 006 in an effort to promote vegetative cover.
Outfall 006 / TDS Monthly Average (610 mg/L)	291 mg/L Monthly Average	7/18/2014	Unknown	EDCC has land applied pelletized lime in the area of outfall 006 in an effort to promote vegetative cover.
Outfall 007 / Zinc Monthly Average (250 ug/L)	115.62 ug/L Monthly Average	7/18/2014	Unknown	EDCC has land applied pelletized lime in the area of outfall 006 in an effort to promote vegetative cover.
Outfall 007 / Zinc Daily Max (250 ug/L)	231.99 ug/L Daily Max	7/18/2014	Unknown	EDCC has land applied pelletized lime in the area of outfall 006 in an effort to promote vegetative cover.
Outfall 007 / TDS Daily Max (850 mg/L)	436.5 mg/L Daily Max	7/18/2014	Unknown	EDCC has land applied pelletized lime in the area of outfall 006 in an effort to promote vegetative cover.
Outfall 007 / TDS Monthly Average (755 mg/L)	291 mg/L Monthly Average	7/18/2014	Unknown	EDCC has land applied pelletized lime in the area of outfall 006 in an effort to promote vegetative cover.
Outfall 002 / Total Nitrate Monthly Avg. (26.3 mg/L)	26.3 mg/L Monthly Average	7/18/2014	Unknown	EDCC continues to monitor and evaluate potential sources of the excursion.
Outfall 002 / Ammonia Monthly Avg. (16.0 mg/L)	12 mg/L Monthly Average	7/18/2014	Unknown	EDCC continues to monitor and evaluate potential sources of the excursion.
Outfall 003 / pH Minimum S.U. 5.02	6.0 S.U. Minimum / 9.0 S.U. Maximum	7/23/2014	Unknown	EDCC has land applied pelletized lime in the area
Outfall 010/ pH 9.47 S.U.	6.0 S.U. Minimum / 9.0 S.U. Maximum	7/12/14 - 7/16/14, 7/30/14	Algae Bloom	Stopped flow from outfall 010 until pH was back within permitted limits
Outfall 003 Nitrogen, ammonia total(as N) Monthly AVG 1.70 lb/d	1.40 lb/d Monthly AVG	7/6/2014	Unknown	EDCC continues to monitor and evaluate potential sources of the excursion.
I CERTIFY THAT UNDER PENALTY OF LAW THAT I HAVE PERSONALLY EXAMINED AND AM WITH THE INFORMATION SUBMITTED HEREIN; AND BASED ON MY INQUIRY OF THOSE INDIVIDUALS IMMEDIATELY RESPONSIBLE FOR OBTAINING THE INFORMATION, I BELIEVE THE SUBMITTED INFORMATION IS TRUE, ACCURATE AND COMPLETE. I AM AWARE THAT THERE ARE SIGNIFICANT PENALTIES FOR SUBMITTING FALSE INFORMATION, INCLUDING THE POSSIBILITY OF FINE AND IMPRISONMENT. SEE 18 U.S.C 1001 AND 33 U.S.C. 1319. (Penalties under these statutes may include fines up to \$10,000 and or maximum imprisonment of between 6 months and 5 years.)				<div style="text-align: right;">  11/2/15 Signature / Date </div>

CORRECTED NON-COMPLIANCE REPORT

Facility Name: EI Dorado Chemical Company
Permit Number: AR0000752 **AFIN:** 70-00040
Month / Year: Apr-14

Type of Violation	Permit Limit	Date of Violation	Cause of Violation	Corrective Action or Other Narrative
Outfall 006 / Zinc Monthly Average (358.0 ug/L)	115.62 ug/L Monthly Average	4/4/2014	Unknown	EDCC continues to monitor and evaluate potential sources of the Zinc excursion.
Outfall 006 / Zinc Daily Max (358.0 ug/L)	231.99 ug/L Daily Max	4/4/2014	Unknown	EDCC continues to monitor and evaluate potential sources of the Zinc excursion.
Outfall 006 / TDS Monthly Average (500.0 mg/L)	291.0 mg/L Monthly Average	4/4/2014	Unknown	EDCC has land applied pelletized lime in the area of outfall 006 in an effort to promote vegetative cover.
Outfall 006 / TDS Daily Max (500.0 mg/L)	436.0 mg/L Daily Max	4/4/2014	Unknown	EDCC has land applied pelletized lime in the area of outfall 006 in an effort to promote vegetative cover.
Outfall 010 / Zinc Monthly Average Loading (32.69 lb/day)	7.35 lb/day Monthly Average	4/22/2014	Unknown	Special sampling has taken place, and EDCC continues to monitor and evaluate potential sources of the Zinc excursions. We believe the potential source is a new construction area near the sampling point. More investigation of the issue is taking place.
Outfall 010 / Zinc Daily Max Loading (32.69 lb/day)	14.75 lb/day Daily Max	4/22/2014	Unknown	Special sampling has taken place, and EDCC continues to monitor and evaluate potential sources of the Zinc excursions. We believe the potential source is a new construction area near the sampling point. More investigation of the issue is taking place.
Outfall 007 / Zinc Monthly Average (332 ug/L)	291.0 mg/L Monthly Average	4/4/2014	Unknown	EDCC continues to monitor and evaluate potential sources of the Zinc excursion.
Outfall 007 / Zinc Daily Max (332 ug/L)	231.99 ug/L Daily Max	4/4/2014	Unknown	EDCC continues to monitor and evaluate potential sources of the Zinc excursion.
Outfall 007 / TDS Monthly Average (500.0 mg/L)	291.0 mg/L Monthly Average	4/4/2014	Unknown	EDCC has land applied pelletized lime in the area of outfall 006 in an effort to promote vegetative cover.
Outfall 007 / TDS Daily Max (500.0 mg/L)	436.0 mg/L Daily Max	4/4/2014	Unknown	EDCC has land applied pelletized lime in the area of outfall 006 in an effort to promote vegetative cover.
Outfall 010/ Nitrogen 2 Samples/Week	3 Samples / Week	4/2/2014	Unknown	Monthly sampling calander posted at outfall 010.
Outfall 010/ Nitrogen 2 Samples/Week	3 Samples / Week	4/23/2014	Unknown	Monthly sampling calander posted at outfall 010.
Outfall 003 Nitrogen, Ammonia total(asN)Mo AVG 2.05	1.40 lb/d Monthly AVG	4/14/2015	Unknown	EDCC continues to monitor and evaluate potential sources of the nitrogen ammonia excursion.

<p>I CERTIFY THAT UNDER PENALTY OF LAW THAT I HAVE PERSONALLY EXAMINED AND AM WITH THE INFORMATION SUBMITTED HEREIN; AND BASED ON MY INQUIRY OF THOSE INDIVIDUALS IMMEDIATELY RESPONSIBLE FOR OBTAINING THE INFORMATION, I BELIEVE THE SUBMITTED INFORMATION IS TRUE, ACCURATE AND COMPLETE. I AM AWARE THAT THERE ARE SIGNIFICANT PENALTIES FOR SUBMITTING FALSE INFORMATION, INCLUDING THE POSSIBILITY OF FINE AND IMPRISONMENT. SEE 18 U.S.C 1001 AND 33 U.S.C. 1319. (Penalties under these statutes may include fines up to \$10,000 and or maximum imprisonment of between 6 months and 5 years.)</p>	<div style="text-align: center;">  11/2/15 Signature / Date </div>
---	--

ORIGIN ID:ELDA (870) 863-1400
EDDIE PEARSON
ELDORADO CHEMICAL COMPANY
4500 NORTH WEST AVE

ELDORADO, AR 71730
UNITED STATES US

SHIP DATE: 02NOV15
ACTWGT: 0.50 LB
CAD: 5887030/NET3670

BILL SENDER


TO ADEQ -WATER ENFORCEMENT BRANCH
ADEQ -WATER ENFORCEMENT BRANCH
5301 NORTHSHORE DRIVE

NORTH LITTLE ROCK AR 72118

(501) 682-0744
INV:
PO:

REF:

DEPT:



FedEx
Express



#163078491091109


538,029F5681D0

TUE - 03 NOV 10:30A
PRIORITY OVERNIGHT

TRK# 7748 7818 1990
0201

X2 LITA

72118
AR-US LIT



After printing this label:

1. Use the 'Print' button on this page to print your label to your laser or inkjet printer.
2. Fold the printed page along the horizontal line.
3. Place label in shipping pouch and affix it to your shipment so that the barcode portion of the label can be read and scanned.

Warning: Use only the printed original label for shipping. Using a photocopy of this label for shipping purposes is fraudulent and could result in additional billing charges, along with the cancellation of your FedEx account number.

Use of this system constitutes your agreement to the service conditions in the current FedEx Service Guide, available on fedex.com. FedEx will not be responsible for any claim in excess of \$100 per package, whether the result of loss, damage, delay, non-delivery, misdelivery, or misinformation, unless you declare a higher value, pay an additional charge, document your actual loss and file a timely claim. Limitations found in the current FedEx Service Guide apply. Your right to recover from FedEx for any loss, including intrinsic value of the package, loss of sales, income interest, profit, attorney's fees, costs, and other forms of damage whether direct, incidental, consequential, or special is limited to the greater of \$100 or the authorized declared value. Recovery cannot exceed actual documented loss. Maximum for items of extraordinary value is \$1,000, e.g. jewelry, precious metals, negotiable instruments and other items listed in our ServiceGuide. Written claims must be filed within strict time limits, see current FedEx Service Guide.